



## Teacher Information Package - Spring/Fall 2025

Welcome to the Kandalore Spring/Fall OEC program! We are very excited that you are considering joining us for a visit during our Spring or Fall seasons.

Enclosed within this package is information that should assist you in planning a visit to our site. This document will help you begin the planning process of your trip and help you to prepare your class so they can make the most of their experience. We are excited to share everything that Kandalore has to offer and are excited to create a long-lasting partnership with you and your school.

Please note that the **THREE** 'Pre-Arrival Information Forms' included at the end of this document will also be sent to you upon finalizing your visit to the Kandalore Outdoor Education Centre. Promptly returning these forms via email will assist our staff in getting ready for your arrival. We also have a 'Student/Parent Acknowledgement of Risk' waiver. This waiver must be signed and returned to Kandalore upon your arrival. This waiver has been put in place to protect your school as well our Outdoor Education Centre in the event of unforeseen accident/injury.

Good luck with the rest of your preparations! If you have any questions, please do not hesitate to telephone, or email us at the Outdoor Education Centre. We look forward to seeing you soon!

### Inquiry and Booking Timeline:

<b>Inquiry</b>	<ul style="list-style-type: none"><li>• Submit inquiry on the Kandalore website <a href="http://www.kandalore.com/oec/experiences">www.kandalore.com/oec/experiences</a> by clicking INQUIRY or by emailing Dan Elia <a href="mailto:dan@kandalore.com">dan@kandalore.com</a></li><li>• Review updated Information Package 2025 document</li><li>• Submit dates and number of participants to Dan Elia <a href="mailto:dan@kandalore.com">dan@kandalore.com</a> and receive quote in return</li></ul>
<b>Deposit and Contract</b>	<ul style="list-style-type: none"><li>• Confirm exact numbers of students and teachers to <a href="mailto:hec@kandalore.com">hec@kandalore.com</a> and receive contract in return</li><li>• Submit signed contract to <a href="mailto:hec@kandalore.com">hec@kandalore.com</a></li><li>• To reserve your booking, mail 50% deposit to: <b>Kandalore Camp Co. Limited</b> <b>540 Lakeshore Rd West, Oakville ON L6K 3P1</b></li></ul>
<b>Trip Planning</b>	<ul style="list-style-type: none"><li>• Two weeks prior to your visit, complete and submit Pre-Arrival package to <a href="mailto:hec@kandalore.com">hec@kandalore.com</a> and discuss any specific program and/or meal requirements needed for your group</li></ul>



## **CONTENTS**

<b>KANDALORE OEC DIRECTORS</b>	<b>3</b>
<b>SPRING/FALL ACTIVITY DESCRIPTIONS</b>	<b>4</b>
<b>EVENING PROGRAMS</b>	<b>7</b>
<b>CHALLENGE BY CHOICE/DEGREE</b>	<b>8</b>
<b>FACILITIES</b>	<b>9</b>
<b>SAFETY</b>	<b>10</b>
<b>CAMP KANDALORE SWIM TEST POLICY</b>	<b>11</b>
<b>ARRIVAL AND DEPARTURE</b>	<b>12</b>
<b>DRIVING DIRECTIONS TO KANDALORE</b>	<b>13</b>
<b>ADDITIONAL INFORMATION</b>	<b>14</b>
<b>YOUR ROLE AS A COORDINATOR</b>	<b>15</b>
<b>EXPECTATIONS AND PREPARING YOUR GROUP</b>	<b>16</b>
<b>LETTER TO THE PARTICIPANTS</b>	<b>17</b>
<b>PARTICIPANT PACKING LIST</b>	<b>18</b>
<b>CURRICULUM LINKS</b>	<b>24</b>



## KANDALORE OEC DIRECTORS



### **Ash Krueger (he/him)**

OEC Director

[oecc@kandalore.com](mailto:oecc@kandalore.com)

Along with many seasons in the OEC Ash has four years of camp experience as a mountain bike counsellor, Assistant Director and Director. After working at camp and completing his degree in Sports Development he discovered his passion for youth development while learning and playing outdoors. Ash has also been the previous Summer Program Director, OEC Program Director.



### **Josh McCann (he/him)**

OEC Program Director

[oeccd@kandalore.com](mailto:oeccd@kandalore.com)

After landing at Kandalore in 2021 and leading 2 Explorers and many core trips across the summers since, I'm excited to be helping lead the OEC and hoping to build on the great program we offer. I first caught the 'outdoors bug' on a canoe trip through Algonquin in 2017 and haven't looked back. That canoe trip led me to attend Fleming College for Outdoor Adventure and Education and subsequently to Kandalore. Alongside those summers, I've spent a handful of the other seasons facilitating outdoor education programs and guiding trips at various locations.




## SPRING/FALL ACTIVITY DESCRIPTIONS

### ***About Kandalore***

Kandalore is dedicated to providing quality Outdoor Education programs that allow participants to discover personal strengths, develop problem solving and teamwork skills, and have a positive and challenging experience in an outdoor setting.

Participants are led through each activity by trained and qualified Kandalore OEC staff. With safety as our first priority, we encourage participants to step outside of their comfort zone and learn new skills. Whether the goal of your trip is team building, leadership development, or just having fun outside, we will work with you to create a memorable experience. Availability of these activities varies with group sizes, the time of season, and the total number of groups on site during your trip.



### ***High Ropes (Challenge Course)***

Participants will review safety procedures and proper use of equipment in the practice area. Upon completing "Ground Group", participants clip into our high ropes course via a bridge from the second floor of the Museum building to our Challenge Course tower. From the tower, participants can choose over 20 challenge elements on two levels of the course guided by our trained ropes course staff members.



### ***Vertical Playground***

Think of this activity as a cross between rock climbing and high ropes! On this course, participants will ascend several different obstacles including a rope ladder, cargo net, tires, and more. While not climbing, participants will work in groups of three to belay their group mates while a Kandalore staff supervises.



### ***Team Swing***

The giant swing is an outdoor element where one or two participants are pulled up into the air by a haul team consisting of all remaining group members. When the participants are at the desired height, one of the participants pulls a halyard snap and self-releases. The two participants ride out a 60-foot pendulum swing over a cliff face through the forest. Teamwork, patience, and encouragement among the participants is essential to run this activity.



### ***Outdoor Rock Climbing***

If you have ever done rock climbing, then you know how much of a challenge it is. Kandalore has three natural rock faces for you to develop your climbing skills on and cheer on your fellow group mates. We use the best safety gear available to help you climb. Outdoor rock climbing will take up two activity periods – either a full morning or full afternoon!





### **Indoor Rock Climbing**

Kandalore also has a great indoor rock climbing wall. Located in our Museum building and at a height of around three stories, the wall has four different climbs of varying difficulty. Participants may progress from our easiest climb to the overhang in no time! As with outdoor rock climbing, participants will learn climbing and rappelling techniques, and will be outfitted in top quality safety gear.



### **Low Ropes**

Our low ropes course provides participants with physical and intellectual challenges that require the skills and abilities of all team members for successful completion. At each of our seven low ropes elements, participants are encouraged to listen to and communicate with one another, problem-solve as a group, and support participants through exciting balancing acts. To complete a low ropes activity, each participant must contribute their unique capabilities to the team effort.



### **Blanket Toss**

A great way to focus on teamwork, every group will have a chance to send their friends into the air with our Inuit Blanket. The blanket, which is used traditionally to celebrate and keep alive the traditions of the Inuit people, is a team exercise which inevitably ends in excitement and memorable aerial moments. Participants will learn why the Inuit people used this activity!



### **Voyageur Canoeing**

The remote and wild rivers of Canada have a long history of being transportation routes for Aboriginal people, trappers, fur traders, and voyageurs. We have two voyageur canoes at Kandalore, each having enough space for 20 people! In activity groups, participants will learn the basics of paddling safely in these canoes and head out on to Lake Kabakwa for a tour of the Kandalore shoreline. Racing against the other Voyageur canoe is a tough challenge and stopping over at Ghost Island is a regular event that includes games like Sardines or Camouflage!




### **Tandem Canoeing**

Kandalore has a long tradition of canoeing and our summer camp program prides itself on our canoe tripping legacies. During the outdoor education seasons, our canoe program provides participants with introductory lessons in safety, stroke development, and maneuvering the canoe. These skills, practiced first on land and then in our shallow bay area of Lake Kabakwa, are all presented in a fun and engaging manner. Often, games like canoe-soccer or ball-tag emerge.



### **Kayaking**

The kayaking program at Kandalore is often a favourite activity choice for coordinators and their participants. In this activity, introductory safety lessons are presented, followed by stroke and maneuvering practice. All these lessons are discussed on land before heading out on to Lake Kabakwa. On warm and sunny days, participants regularly enjoy ending their kayaking lesson by playing games of tag, follow-the-leader, or piano keys!



### **Stand-Up Paddle Boarding (SUP)**

In this activity, introductory safety lessons are presented, followed by stroke and maneuvering practice. All these lessons are discussed on land before heading out on the boards. One gets a different view of Lake Kabakwa when standing up and looking down to the water. The period is frequently spent enjoying the fresh breeze, practicing yoga, or working as a team to stabilize the boards.



### **Archery**

Kandalore has two archery sites with three targets at each. Following a discussion of safety procedures and the human heritage of bow and arrow use, Kandalore staff members instruct participants how to effectively nock their arrows, aim at the target, and shoot. From there, participants rotate in groups of three taking five shots in a row. Hearing the burst of a balloon often means that the participant has hit a bull's eye!



### **Mountain Biking**

This activity is designed as an introduction to trail riding. Participants will learn the parts of the bike, how to position the pedals to coast past rocks and roots, and how to feather the brakes to control down hills. The focus is on the controlled slow riding through some of Kandalore's main trails and roads around the camp property.



### **Map Orienteering**

Nobody is getting lost in this forest! Our Kandalore orienteering activity teaches participants how to read maps and navigate their way around our camp property. Small groups of participants, outfitted with their own Kandalore map, must cooperate in a race against other teams to find as many hidden objects as possible during the designated activity period. The stakes are high: winners may enjoy the Kandalore group leaders' dessert that night! But watch out, Kandalore staff may add initiative challenges to the activity to make it more challenging while maintaining proper supervision.



### **Compass Orienteering**

Orienteering takes many different forms at Kandalore. This activity teaches participants some basic navigational skills, including compass use and "leapfrogging" through the forest. Participants will spend some time practicing on an open field before starting the course and counting their paces to the next checkpoint!



### **Nature Period – Shelter Building/Fire Building**

Kandalore is a great place to explore the natural world around you. In our nature hike program, participants need to be prepared to get their hands dirty! With several kilometers of forested trail in view of lake shore beauty, there are endless wonders to explore and learn about. Combined with exciting and interactive activities, the nature hike promotes a respect for and connection to our natural environment. Activities can include a variety of nature-based activities including shelter building and fire building.



### **Broomball**

*Almost as Canadian as hockey, modern broomball was first played in Canada! A variation of hockey played with broom shaped sticks and a ball, instead of a puck. This activity can be enjoyed indoors or outside.*



### **Group Games/Initiatives Tasks**

During the GP, the Kandalore group leader selects a combination of initiative tasks, active cooperative games, and group trust activities that inspire success among the participant team. Patience and encouragement among the participants are essential as they each assume different roles to accomplish the team task. The successes and learning that individuals and participant teams experience endures throughout the Kandalore visit and supplements many lessons discovered in the group room.



### **All-Group Games**

Groups that visit at Kandalore with 60 participants or fewer will have the option of participating in one of our camp wide games. Designed, developed, and hosted by the Kandalore staff, the all-group game may challenge participants to work co-operatively and actively to achieve common goals. These events all follow a fun and interesting theme; for example, Kandalore Wildlife, Star Wars, Kandalore CSI, or Ultimate Orienteering!

**Kandalore Outdoor Education Centre Activities Meets [OCA](#) and [OPHEA](#) Standards.**



## EVENING PROGRAMS

<b>Camp Fire</b>	A Kandalore classic, staff members will perform a variety of skits and call-back songs, while encouraging Participants to share their personal favorites. Camp Fire is often partnered with a talent show.
<b>Egg Drop</b>	Participants are tasked with creating a protective case for an egg using a variety of resources found around camp. Participants will have the opportunity to obtain a variety of items to upgrade their casing by completing a variety of initiative tasks and challenges. The egg-cases will be dropped from the top of the high ropes course by a staff member to test their effectiveness!
<b>Night Hike</b>	Kandalore staff will take participants on a hike through the forests surrounding the camp, often to the Pegmatite lookout spot. Participants will observe the stars and play initiative games. Night Hike is often combined with another evening program.
<b>Kunkin or “Kick the Boot”</b>	The object of the game is for the offensive team to kick the boot and make it back to their safe zone, without being tagged by a defensive player. If any offensive player is tagged before they make it back to their safe zone they are out, if a defensive player does not tag anyone, they are out.
<b>Running Pictionary</b>	Participants are split into groups and send one of their teammates to find a staff member hidden within a predetermined area. When they find a staff member, they are given a word. Participants must run back to their team and draw the word. When the word being drawn is guessed correctly, the student who guessed correctly runs and tries to find a staff member, receives the next word, and returns to their team to begin again.
<b>Commando</b>	Within a predetermined area, Participants must silently make their way to a candle placed in a wooded area and attempt to blow it out. Throughout this area Kandalore staff will be stationed with flashlights. If Participants are caught within the flashlight beam, they must return to the starting point and begin again.
<b>“Riff Off”</b>	Participants are split into teams and given a word, for example: Love. They take turns singing song lyrics that include the given word until one team is out of songs to sing.
<b>Reverse Scavenger Hunt</b>	Participants are given the opportunity to collect a variety of random items from around camp and their cabins. When they return to the common area, staff pose requests to Participants to build them different types of items or bring forward their best version of an item. For example, bring us something blue or make us something useful at camp.
<b>Ghost Island</b>	In the Spring and Fall, Participants will take a voyageur canoe across the lake to Ghost Island for a campfire or initiative games.
<b>Phobias</b>	Participants attempt to find Kandalore staff who are hiding in a predetermined area and have a made up phobia that they have to try to figure out and convince that staff to follow them back to a central location to collect a point
<b>Talent Show</b>	Within our indoor stage or in front of a campfire, Participants <b>can</b> share various talents, dances, perform skits, and sing songs for their peers.
<b>Broomball</b>	A variation on hockey using a broom-like stick. Can be played indoors or outdoors,
<b>Specialty Programs</b>	The Kandalore team is always open to creating and curating a specific evening program that caters to the needs and interests of your teachers and Participants.





## CHALLENGE BY CHOICE/DEGREE

While being supervised by trained and qualified Kandalore OEC staff, as well as being provided with introductory lessons in a variety of land or water-based activities, participants will safely step out of their comfort zone.

The Kandalore OEC staff acknowledges all types of success' and champion each participant's personal choice in determining the level of challenge they are comfortable with. This defines the nature of our Challenge by Choice model. Whether a participant climbs to the top of our High Ropes course, or simply puts a harness on, our staff will encourage, support, and celebrate participant successes.







## FACILITIES

### CABINS

At Kandalore, participants will stay in cabins that accommodate 8-12 beds. These cabins are heated and insulated with electric floorboard heaters. The washrooms and showers are nearby, but not inside the cabins.

Teachers are provided their own cabins and living spaces.



### DINING HALL: Whipper Hall

Meals are prepared and served by the GB Catering Services in our dining hall, Whipper Hall. GB is capable of accommodating a variety of special dietary needs (allergies, lactose intolerance, vegetarian, etc.)

Whipper hall can seat up to **250** people and is a great place for indoor programs



### WASHROOM FACILITIES

There are multiple washrooms found around camp. Some of these buildings house both the showers and toilets. During a busy week, each group will be assigned a designated shower house, and a shower time.




### INDOOR FACILITIES

Outside of the cabins and the dining hall, there are three indoor spaces at Kandalore. The Museum, once the home of a heritage canoe collection, is the elevated entrance to our high ropes course as well as an area to facilitate evening programs. Lynx Hall, which is an indoor space, used for a variety of programs including rainy day activities. The Lounge, which is the **only** heated building outside the cabins where participants can spend free time.



The Museum



Lynx Hall



The Lounge



## SAFETY

Due to the Outdoor Education Centre's proximity to professional medical care, Kandalore is not considered a remote wilderness setting. Although urban protocol is required in all medical and health emergencies, First Aid training is helpful in the immediate care of the patient. As such, all Kandalore OEC staff members are expected to maintain a current and up to date CPR-C and First Aid certification.

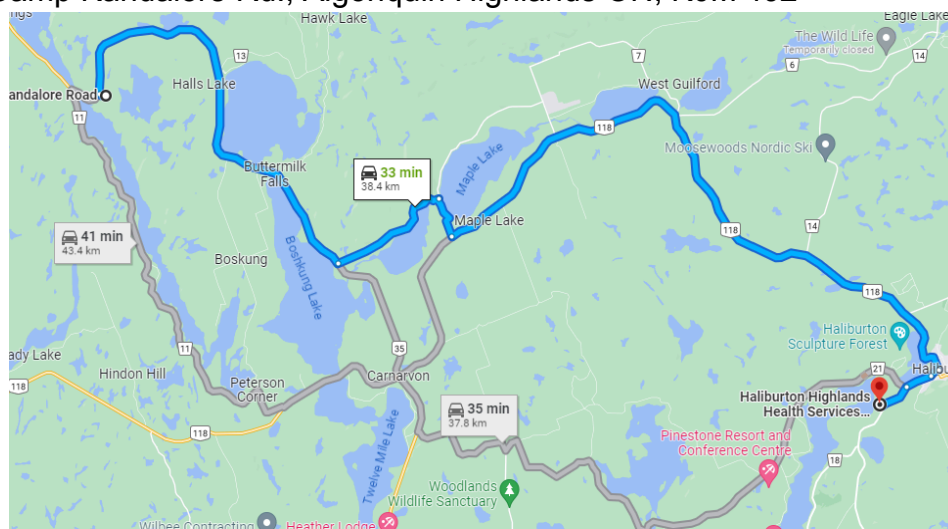
First Aid Kits are located throughout our camp; specifically, the high ropes course, the office, the dining hall, and in the possession of each Kandalore OEC staff.

Walkie Talkies are present all of our adventure course activities (High Ropes, Rock Climbing, Vertical Playground Team Swing) and all of our water activities (Tandem Canoe, Voyageur Canoe, Kayaking, Standup Paddle Boarding) to ensure safe and immediate communication with staff and the directors. In case of emergency the Kandalore staff will be able to communicate the situation and locate the participant on camp quickly and precisely.

In the event of an emergency, cell phone service is available throughout our site, and we suggest that coordinators bring their mobile devices with them to each activity.

If deemed necessary, professional medical assistance will be accessed by:

- Using a coordinator vehicle, to drive to Haliburton Highlands Health Services - Emergency Department.
- Calling 911 for medical assistance: The Kandalore 911 Address is:  
1143 Camp Kandalore Rd., Algonquin Highlands ON, K0M 1J2



Directions to Haliburton Highlands Health Service - Emergency Department:  
7199 Gelert Road, Haliburton, ON, K0M 1S0  
(705)-457-1392

**\*If further documentation of the Kandalore Outdoor Education Centre's Emergency processes is needed for review, they can be provided upon request\***



## CAMP KANDALORE SWIM TEST POLICY

Camp Kandalore employs the [Canadian Swim to Survive](#) Swim Test for all OEC Participants, Campers, Kitchen Staff and Maintenance Staff that will be swimming at Kandalore. Staff members are exempt from the swim test if they have a lifeguarding certification.

During the Outdoor Education season, all participants are asked to perform the swim test with lifejackets on. Lifejackets will be provided by Camp Kandalore

Before swim test participants begin the physical test, they are asked the following:

- What is your comfort level with swimming?
- What is your comfort level swimming in lake water (cold and darker water)?

Swim test participants are then asked to perform the following skills:

- Roll into deep water
- TREAD water for one minute
- SWIM 50 metres

The skill sequence listed above meets the requirements for the Canadian Swim to Survive Swim Test set by the Life Saving Society. The sequence includes the skills needed to survive an unexpected fall into deep water.

Participants that do not pass the Swim to Survive Swim Test will be identified as non-swimmers and will be reported accordingly on our waterfront marking sheet and to the appropriate coordinators. The participant who fails to meet the swim test requirement will **NOT** be allowed to participate in **ANY** water-based activities but will be provided alternative programming.





## ARRIVAL AND DEPARTURE

When you arrive, each participant should know their cabin by name as well as what activity group they will be in during the day.

### ARRIVAL PROCEDURES

**Arrival:** Kandalore staff will be waiting for you in the parking lot at your designated arrival time. **If you arrive a few minutes early, please feel free to walk down to the camp and we will meet you along the way.**

**Cabins and Touring Kandalore:** All the participants will gather their luggage from the bus and at this point they will be separated into their cabin groups and led to their accommodations by our staff. They will quickly drop off their luggage and a Kandalore staff will take them on a tour of the camp. Our policies, procedures and other pertinent issues will be discussed during this time.

We will show the coordinators to their cabin at this time as well. We invite all coordinators to accompany us on a tour, especially coordinators who are not familiar with the site.

**Lunch:** The participants will be given time to eat the lunch they brought, unpack, and change into proper clothes for the afternoon activities.

**Staff Meeting:** The Kandalore OEC staff will meet with you for introductions and to discuss expectations, goals, medical concerns, and other information regarding the participants.

**Afternoon Activities:** After the staff meeting, we will join up with the participants and start the afternoon with some fun games. We will then divide the participants into their activity groups and begin the afternoon program.

### DEPARTURE PROCEDURES

On the morning of your departure day we will give the participants time to pack and clean their cabins. We ask that all participants and coordinators move their luggage out of their cabins by **10am**, to allow us to clean and prepare for the next group. Our clean-up procedures for the participants are as follows:

- Flip and lean mattresses to make sure that nothing has been lost underneath them.
- Sweep the floor, including under the bunks.
- Put all garbage and recycling into the bins provided in each cabin.

**We can provide an early or packed lunch on the day of your departure. GB Catering Services need to know this information two weeks in advance. Please email specific departure details to [oeupd@kandalore.com](mailto:oeupd@kandalore.com)**





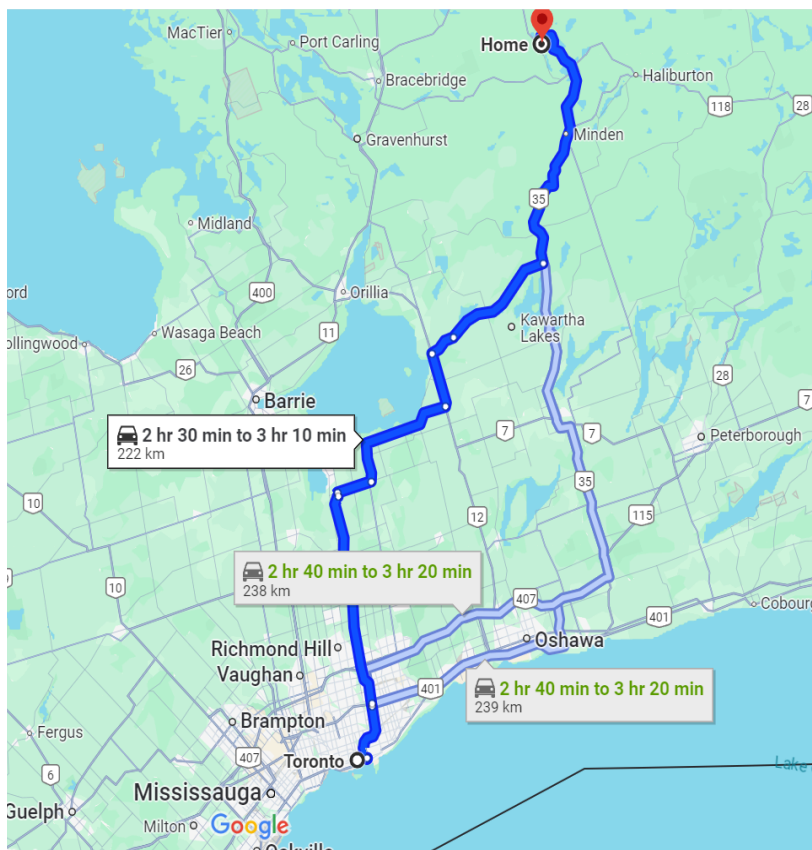
## DRIVING DIRECTIONS TO KANDALORE

### VIA Highway 400

- Travel North on Highway 400/11 to Bracebridge.
- Take the Highway 118 Exit and travel East on Highway 118 to Carnarvon and the Highway 118/Highway 35 junction (approx. 55 kms).
- Turn North (left) onto Highway 35 and travel approximately 15 kms until you see Camp Kandalore Road on your left.
- You've made it! If you get to Ox Narrows Lodge and the Firehouse Restaurant, you have traveled 1 km too far north.

### VIA Highway 404-48-35

- Travel North on Highway 404 to the Green Lane Exit (highway ends).
- Turn right on Green Lane and then left at the first lights onto Woodbine Ave.
- Travel North on Woodbine until you reach the Ravenshoe Road stop lights.
- Turn right on Ravenshoe Road and travel East until you reach Highway 48.
- Turn North (left) onto Highway 48 and travel until the junction of Highway 48/12 (approx. 35 kms).
- Turn North (left) on 48/12 and travel North until highway 48 & 12 split (approx. 13 kms).
- Turn East (right) at the split and continue on Highway 48 to Coboconk at the junction of Highway 48 and Highway 35 (approx. 35 kms).
- Turn North onto Highway 35 and travel North approximately 62 kms until you see Camp Kandalore Road on your left.
- You've made it! If you get to Ox Narrows Lodge and the Firehouse Restaurant, you have traveled 1 km too far North





## ADDITIONAL INFORMATION

**Meals:** We have a **nut-aware** dining hall, which means that we do not buy or cook with any nut products. For the safety of participants and staff we ask that no products made from, or containing nuts, be brought onto the site.

On the first evening of your visit we will meet for dinner at 5:15pm, so that we can explain our dining hall procedures.

Our kitchen staff is very accommodating when it comes to dietary needs; however, they need to know at least two weeks in advance if anyone in your group (participants and/or coordinators) requires special attention. **Please let us know about food allergies, lactose intolerance, vegetarians, etc. prior to your arrival, so that we can provide alternate options for such individuals.**

**Night Patrol:** Our evening programs and snacks finish between 8:30 pm and 9:00pm. Teacher supervisors are responsible for determining when the students must return to their cabins, and when they must turn off their lights for the night. If you are sharing the facility with other groups, we encourage you to meet with the other supervising teachers to set up nighttime rules that will accommodate all groups. In case of any emergency, we will be available to assist.

For an additional fee, we can offer you a night patrol service. This service begins at 11:00pm and lasts until 7:00 am. During this time, a Kandalore OEC staff member circulates through the camp every **half-hour**. This staff person is based out of our office, which is in a central location and is available if the students require assistance of any kind. It is not a guarantee that we will have staff availability for this option, please check in with us ahead of time.

**Wake up:** We do not have a wake-up bell at Kandalore. We suggest that the coordinators wake up the participants or that the participants bring one alarm clock per cabin.



## YOUR ROLE AS A COORDINATOR


As a coordinator, you play an important role in making the experience at Kandalore successful. Our intention is to provide you with the opportunity to take part in the experience with the participants. We want the trip to be as enjoyable for you as it is for the participants.

You are welcome and encouraged to take part in the program. By sharing in the experience, you will enrich your relationship and enhance the level of trust between you and the participants. It is important to allow the participants to come up with their own answers when it comes to working together as a group. This will develop the participants' skills in leadership, problem solving, and decision making. Due to the nature of some activities, we may ask you to help with, or participate in, certain parts of our program. However, please do take some time during your visit to relax if you need to.

### PARTICIPANT SUPERVISION

The Kandalore group leaders are responsible for preparing and delivering the program. During all Kandalore activities, Kandalore staff will supervise and instruct the participants. There are times when the participants will not be at activities. We ask that the coordinators supervise the participants at the following times:

1. **Meals:** We ask that the participants behave under the guidelines set for them by the Kandalore Staff. Please emphasize to the participants follow these guidelines, do not waste food and clean up after themselves.
2. **Supervised Rest Periods:** This generally occurs after meals (15 minutes after breakfast and 50 minutes after lunch and dinner). It is your responsibility to set parameters for your participants during this time, as it allows our staff to prepare for upcoming activities.
3. **If Applicable: Nighttime:** Snack usually ends between 8:30pm and 9:00pm. Please be sure to set clear expectations for the participants' behavior during the hours between snack and breakfast. Please determine and communicate the time that participants need to be back in their cabin.





## EXPECTATIONS AND PREPARING YOUR GROUP

Here at Kandalore, it is important for our participants to respect the environment, to respect others, and to respect ourselves. The participants will be asked to adhere to the following guidelines during their stay. Please discuss these guidelines with your participants before they arrive at Kandalore.

1. The use of alcohol and/or illicit drugs is strictly prohibited.
2. Smoking (if in line with organization policies) is permitted at the discretion of the coordinators and may only take place in designated smoking areas.
3. A Kandalore leader must be present for participants to take part in any of the activities. The participants are expected to follow all guidelines and safety procedures outlined by any of the Kandalore staff.
4. No participant is to be within 3 metres of the lake without the direct supervision of the Kandalore staff.
5. In order to respect privacy, we ask that participants stay out of any cabin other than their own.
6. Participants are responsible for maintaining the condition of their cabins and we ask that the participants leave their cabins in the same condition as they found them. Graffiti or any other damages to cabins is unacceptable.
  - There will be an additional cost to cover damages as a result of graffiti and vandalism.
7. There can be no food left in or around the participants' cabins. Kandalore strives to be a nut-free environment. There can be no nut products brought into or left in the cabins.
8. We are committed to ensuring that everyone who comes to Kandalore has an enjoyable visit. We therefore ask that the participants act in a considerate and respectful fashion to one another and to other groups that are using the facility.

**\*Other emergency guidelines will be discussed upon the group's arrival at Kandalore\***

**The Following Three Documents Should Be Printed and Distributed to Participants**





## LETTER TO THE PARTICIPANTS

Welcome to the Kandalore Outdoor Education Centre program! There are a few things that you should know about Kandalore before you arrive.

### **LOCATION**

Kandalore is located on highway 35, north of Minden and south of Huntsville. Depending on where you are coming from, it will take between one to four hours to reach Kandalore.

### **ACCOMMODATIONS**

The cabins are warm and provide you with a comfortable place to sleep. The toilets and showers are nearby, but not inside the cabins. Remember to close the door to your cabin so that bugs do not get in! Bedding and towels are not provided by Camp Kandalore.

### **FOOD**

All meals are prepared and served by the GB Catering Services. If you have any special dietary needs (allergies, lactose intolerance, gluten intolerance, vegetarian etc.), please let your coordinators know in advance so that they can notify us, and alternate options can be prepared. Pre-emptively, Kandalore is a nut free facility.

### **A TYPICAL DAY AT KANDALORE**

Most days at Kandalore will take place as outlined below; however, some of the timing may change in order to accommodate your arrival and departure times. Kandalore staff will notify you of any such changes so that you can be sure to make it to programs and meals on time.

<b>7:45 am</b>	Participants may leave cabins
<b>8:30 am</b>	BREAKFAST
<b>9:15 am-12:15 pm</b>	Morning activities in activity groups
<b>12:30 pm</b>	LUNCH
<b>1:15-2:00 pm</b>	Coordinator supervised cabin time, activity prep
<b>2:00-5:15 pm</b>	Afternoon activities in activity groups
<b>5:30 pm</b>	DINNER
<b>6:15-7:00 pm</b>	Coordinator supervised cabin time, activity prep
<b>7:00-8:30 pm</b>	Evening program with entire organization
<b>8:30 pm</b>	SNACK

### **PROGRAM**

Your coordinators will divide you into activity groups (10-12 people per group) and you will remain in this group throughout your visit. You will do all the daily activities in your activity group and then take part in evening programs with your entire organization. Kandalore staff will lead you through the program, which consists of activities such as canoeing, rock climbing, archery, blanket toss, and group games and initiative tasks.



## PARTICIPANT PACKING LIST

Here is a list that should give you an idea of what to bring on your trip. Remember that most of what we do takes place outside and the weather can be wet and sometimes cool. **Please bring clothing that you are willing to get dirty.**

- ❑ 1 packed lunch to eat when you arrive on the first day (nut-free please!)
- ❑ 1 jacket
- ❑ 1 fleece jacket or warm sweater
- ❑ 2 pairs of pants (jeans not recommended)
- ❑ 2 pairs of shorts
- ❑ 2 long sleeve shirts
- ❑ 3 t-shirts
- ❑ underwear
- ❑ 4-6 pairs of socks (wool or fleece will be warmer)
- ❑ 1 hat for the sun
- ❑ 1 toque and 1 pair of mitts for cool evenings
- ❑ 2 pairs of shoes (for running around and being active)
- ❑ 1 bathing suit (there may be a chance to be in the water)
- ❑ 1 towel
- ❑ 1 sleeping bag
- ❑ 1 pair of pajamas
- ❑ 1 pillow
- ❑ 1 water bottle
- ❑ 1 rain jacket (and pants if possible)
- ❑ sunscreen/bug spray
- ❑ flashlight
- ❑ toiletries
- ❑ camera, watch and sunglasses are optional

### WHAT NOT TO BRING:

- ❑ junk food (includes candy)
- ❑ valuables: phones, jewelry, etc.
- ❑ knives, lighters

*Though we do our best to find and return lost and found items, it is common for belongings to get misplaced or damaged during a visit. Please consider this while choosing what to bring. Kandalore is not responsible for lost, broken, or stolen items.*

**We look forward to seeing you soon!**



## TRIP DOCUMENTS



### Visitor/Participant acknowledgement of risks and release

Name of visitor/participant \_\_\_\_\_ Date of Birth: \_\_\_\_\_

Organization/organization (if applicable): \_\_\_\_\_

Trip dates/dates on site: \_\_\_\_\_

The visitor/participant and his/her parent(s) or guardian(s) (collectively the “Undersigned”) understand the nature and inherent hazards and risks of the intended activities related to the trip described below (hereinafter referred to as the “Activity”).

The Undersigned acknowledges that engaging in this Activity may require a degree of skill and knowledge and that the visitor/participant has responsibilities as a participant.

The Undersigned certify that the visitor/participant is fully capable of participating in the Activity. The Undersigned represent that the visitor/participant is in good health and physically fit and has not been advised by a physician not to participate in arduous physical activities. The Undersigned knows of no reason, health-related or otherwise, why the visitor/participant is not capable of participating in the activities planned for this trip. The Undersigned accept full responsibility for any injuries or illnesses that the applicant may suffer during the trip, including, but not limited to, those resulting from any pre-existing medical condition.

The Undersigned fully understand and appreciate the risk of injury, illness, property loss or theft, and even death inherent in the Activity. It is further understood that unforeseen circumstances may arise and Kandalore Camp Co. Limited (the “Company”) shall not be held responsible for such circumstances or the consequences thereof. Notwithstanding the foregoing, nothing contained herein shall excuse the Company, and its directors, officers, employees or agents from responsibility for its or their negligence or willful misconduct during the course of the trip.

The Undersigned acknowledge that they have read the clothing and equipment list provided by the Company and accept full responsibility for inadequate clothing or equipment and for clothing and equipment which they fail to provide.

The Activity may take place in a wilderness environment and may include but is not limited to: rock climbing and wall climbing, hiking, swimming, high and low ropes course initiatives, swimming in lakes, biking, canoeing, kayaking, archery, cross country skiing, snowshoeing, skating, quinzhee (snow-shelter) building, inuit blanket toss, fire building, cooking on an open flame, hiking, rappelling, tobogganing, broomball, orienteering, whitewater canoeing, whitewater



kayaking and canoe tripping. The Activity may also include transportation and depending on the program, visitors/participants may spend several nights outdoors. In addition to the hazards and risks described in the paragraph above, the hazards and risks of the Activity may also include, but are not limited to, the following: latent or apparent defects or problems in equipment provided by the Company or outside service providers, acts of other participants in the Activity (including from the failure of other participants to follow instructions or obey safety regulations), weather conditions (including unforeseen, inclement or intemperate weather), consumption of food and drink, fire, first aid, emergency treatment, or other services rendered. Further, the Company will not always have medical personnel (other than instructors that are certified in first aid) at the location of the Activity.

NOW THEREFORE, IN CONSIDERATION OF BEING PERMITTED TO PARTICIPATE IN THIS ACTIVITY, THE UNDERSIGNED ASSUMES ALL RISKS AND ACCEPTS FULL RESPONSIBILITY SURROUNDING THE VISITOR'S/PARTICIPANT'S PARTICIPATION IN THE ACTIVITIES, THE TRANSPORTATION RELATED TO THE TRIP AND ANY ACTIVITY UNDERTAKEN AS AN ADJUNCT THERETO, WHICH RISKS AND RESPONSIBILITY INCLUDE FOR BODILY INJURY, DEATH OR LOSS OF OR DAMAGE TO PERSONAL PROPERTY AND EXPENSES AS A RESULT OF THOSE INHERENT RISKS AND DANGERS IDENTIFIED HEREIN AND THOSE INHERENT RISKS AND DANGERS NOT SPECIFICALLY IDENTIFIED, OR AS A RESULT OF THE VISITOR'S/PARTICIPANT'S NEGLIGENCE IN PARTICIPATING IN THIS ACTIVITY, AND THE UNDERSIGNED HEREBY WAIVES, RELEASES AND ABSOLVES AND AGREES TO INDEMNIFY AND SAVE HARMLESS THE COMPANY AND ITS DIRECTORS, OFFICERS, EMPLOYEES AND AGENTS OF AND FROM ANY AND ALL LIABILITY ARISING THEREFROM, EXCEPT SUCH AS SHALL ARISE FROM ITS OR THEIR NEGLIGENCE OR WILFUL MISCONDUCT.

The Undersigned have carefully read, clearly understand and accept the terms and conditions stated herein and acknowledge that this PARTICIPANTS ACKNOWLEDGEMENT OF RISKS AND RELEASE shall be effective and binding upon each of the Undersigned, and their respective heirs, successors, assigns, personal representatives, estates and for all members of the participant's family.

The Undersigned acknowledges that the Director of Kandalore was made available if requested to explain the nature and physical demands of the activities and the inherent risk hazards and dangers associated with this activity.

The Undersigned allow photos and video taken on the subject trip to be used by the Company for promotional purposes.

The authorization shall remain effective until revoked in writing and delivered to the Company.

Signature of visitor/participant: \_\_\_\_\_ Date:    /    /

\*Signature of Parent or Guardian: \_\_\_\_\_ Date:    /    /

\*for visitors/participants under 18 years of age





## Pre-Arrival Information Form (One)

### IMPORTANT:

*Please complete and scan and email this form to Kandalore two weeks before your scheduled visit to:*

**Program Director:**

[oeepd@kandalore.com](mailto:oeepd@kandalore.com)

*In order for us to plan for your visit and to work with you to determine your cabin and activity groups, we require the following information:*

### ◆ Contact Information:

Group Name: \_\_\_\_\_

Mailing Address: \_\_\_\_\_  
\_\_\_\_\_  
\_\_\_\_\_

Coordinator/Administrator Contact: \_\_\_\_\_

Email Address: \_\_\_\_\_

Telephone #: \_\_\_\_\_

### ◆ Visitor Information:

Total number of participants: \_\_\_\_\_

Participant Ages: \_\_\_\_\_

Total number of coordinators/coordinators: \_\_\_\_\_

Arrival Time: \_\_\_\_\_

Departure Time: **1pm**

Night Patrol: YES / NO

*\*If you need to be on the road before 1pm, please let us know so we can organize an early lunch\**





# Pre-Arrival Information Form (Three)

## IMPORTANT:

*Please complete and send this form to Kandalore two weeks before your scheduled visit to:*

**Program Director**

[oeepd@kandalore.com](mailto:oeepd@kandalore.com)

Each group that comes for a three-day visit will have eight activity periods. Please select **eight preferred** activities and **four alternate** activities from the list below. The Kandalore Outdoor Centre cannot guarantee that every group will get first choice of all of their activities. We prioritize activity selection based on received deposits and reserved dates on completed group contracts. The program director will take program requests and restrictions and will do their best to accommodate the groups' desires to make a program that fits the needs of the group and the Kandalore staff.

High Ropes	Tandem Canoe	Map Orienteering	Outdoor Rock Climbing *
Team Swing (Giant Swing)	Voyageur Canoe	Compass Orienteering	Indoor Rock Climbing
Vertical Playground	Kayak	Nature Period/ Outdoor Survival	Group Games/Initiatives Tasks
Low Ropes	Stand-Up Paddleboard (SUP)	Blanket Toss	Archery
All Group Game	Mountain Biking	Broomball	

\* Outdoor Rock Climbing will take up two activity periods

Please note that High Ropes and Team Swing cannot both be run during a three-day visit.

In late fall and early spring, some water activities may be unable to run due to water temperature.

Preferred Activities:	Alternate Activities:
1.	1.
2.	2.
3.	3.
4.	4.
5.	Notes:
6.	
7.	
8.	



## CURRICULUM LINKS

<b>Kandalore Activity</b>	<b>Grades 5, 6, 7, 8</b>	<b>Grades 9, 10, 11, 12</b>
<b>The Group Agreement</b>	<b>Health and Physical Education</b> Social-Emotional Learning Skills <ul style="list-style-type: none"> <li>• <i>Identification and Management of Emotions</i></li> </ul> Active Living <ul style="list-style-type: none"> <li>• <i>Safety, Positive Motivation and Perseverance</i></li> </ul> <b>Language:</b> Oral Communication: <ul style="list-style-type: none"> <li>• <i>Listening to Understand</i></li> <li>• <i>Speaking to Communicate</i></li> </ul>	<b>Health and Physical Education:</b> Living Skills: <ul style="list-style-type: none"> <li>• <i>Personal Skill</i></li> <li>• <i>Interpersonal Skills</i></li> <li>• <i>Creative and Critical Thinking</i></li> </ul> Active Living <ul style="list-style-type: none"> <li>• <i>Active Participation</i></li> <li>• <i>Safety</i></li> </ul> <b>English:</b> Oral Communication: <ul style="list-style-type: none"> <li>• <i>Listening to Understand</i></li> <li>• <i>Speaking to Communicate</i></li> </ul>
<b>Nature Period</b>	<b>Health and Physical Education</b> Active Living: <ul style="list-style-type: none"> <li>• <i>Active Participation</i></li> <li>• <i>Safety</i></li> <li>• <i>Physical Fitness</i></li> </ul> <b>Science Grade 5:</b> Understanding Earth and Space Systems: Conservation of Energy and Resources: <ul style="list-style-type: none"> <li>• <i>Understanding Basic Concepts</i></li> </ul> <b>Science Grade 6:</b> Understanding Life Systems: Biodiversity: <ul style="list-style-type: none"> <li>• <i>Understanding Basic Concepts</i></li> </ul> <b>Science Grade 7:</b> Understanding Life Systems: Interactions in the Environment: <ul style="list-style-type: none"> <li>• <i>Understanding Basic Concepts</i></li> </ul>	<b>Health and Physical Education:</b> Active Living <ul style="list-style-type: none"> <li>• <i>Active Participation</i></li> <li>• <i>Safety</i></li> <li>• <i>Physical Fitness</i></li> </ul> <b>Science:</b> Biology: Sustainable Ecosystems: <ul style="list-style-type: none"> <li>• <i>Developing Skills of Inquiry and Communication</i></li> <li>• <i>Understanding Basic Concepts</i></li> </ul>
<b>Challenge Course Elements – High Ropes</b>	<b>Health and Physical Education</b> Active Living: <ul style="list-style-type: none"> <li>• <i>Active Participation</i></li> <li>• <i>Safety</i></li> <li>• <i>Physical Fitness</i></li> </ul> Movement Competence: <ul style="list-style-type: none"> <li>• <i>Skills and Concepts</i></li> <li>• <i>Strategies</i></li> </ul> <b>Language:</b> Oral Communication: <ul style="list-style-type: none"> <li>• <i>Listening to Understand</i></li> <li>• <i>Speaking to Communicate</i></li> </ul>	<b>Health and Physical Education:</b> Living Skills: <ul style="list-style-type: none"> <li>• <i>Personal Skills</i></li> <li>• <i>Interpersonal Skills</i></li> <li>• <i>Creative and Critical Thinking</i></li> </ul> Active Living <ul style="list-style-type: none"> <li>• <i>Active Participation</i></li> <li>• <i>Physical Fitness</i></li> <li>• <i>Safety</i></li> </ul> Movement Competence: <ul style="list-style-type: none"> <li>• <i>Skills and Concepts</i></li> <li>• <i>Strategies</i></li> </ul> <b>English:</b> Oral Communication: <ul style="list-style-type: none"> <li>• <i>Listening to Understand</i></li> <li>• <i>Speaking to Communicate</i></li> </ul>
<b>Rappelling</b>	<b>Health and Physical Education</b> Active Living: <ul style="list-style-type: none"> <li>• <i>Active Participation</i></li> <li>• <i>Safety</i></li> <li>• <i>Physical Fitness</i></li> </ul> Movement Competence: <ul style="list-style-type: none"> <li>• <i>Skills and Concepts</i></li> <li>• <i>Strategies</i></li> </ul> <b>Language:</b> Oral Communication: <ul style="list-style-type: none"> <li>• <i>Listening to Understand</i></li> <li>• <i>Speaking to Communicate</i></li> </ul>	<b>Health and Physical Education:</b> Living Skills: <ul style="list-style-type: none"> <li>• <i>Personal Skills</i></li> <li>• <i>Interpersonal Skills</i></li> <li>• <i>Creative and Critical Thinking</i></li> </ul> Active Living <ul style="list-style-type: none"> <li>• <i>Active Participation</i></li> <li>• <i>Physical Fitness</i></li> <li>• <i>Safety</i></li> </ul> Movement Competence: <ul style="list-style-type: none"> <li>• <i>Skills and Concepts</i></li> <li>• <i>Strategies</i></li> </ul>



	<ul style="list-style-type: none"> <li>• <i>Listening to Understand</i></li> <li>• <i>Speaking to Communicate</i></li> </ul>	<ul style="list-style-type: none"> <li>• <i>Skills and Concepts</i></li> <li>• <i>Strategies</i></li> </ul> <b>English:</b> Oral Communication: <ul style="list-style-type: none"> <li>• <i>Listening to Understand</i></li> </ul> <i>Speaking to Communicate</i>
<b>Cross Country Skiing</b>	<b>Health and Physical Education</b> Active Living: <ul style="list-style-type: none"> <li>• <i>Active Participation</i></li> <li>• <i>Safety</i></li> <li>• <i>Physical Fitness</i></li> </ul> Movement Competence: <ul style="list-style-type: none"> <li>• <i>Skills and Concepts</i></li> <li>• <i>Strategies</i></li> </ul>	<b>Health and Physical Education:</b> Living Skills: <ul style="list-style-type: none"> <li>• <i>Personal Skill</i></li> </ul> Active Living <ul style="list-style-type: none"> <li>• <i>Active Participation</i></li> <li>• <i>Physical Fitness</i></li> <li>• <i>Safety</i></li> </ul> Movement Competence: <ul style="list-style-type: none"> <li>• <i>Skills and Concepts</i></li> <li>• <i>Strategies</i></li> </ul>
<b>Snowshoeing</b>	<b>Health and Physical Education</b> Active Living: <ul style="list-style-type: none"> <li>• <i>Active Participation</i></li> <li>• <i>Safety</i></li> <li>• <i>Physical Fitness</i></li> </ul> Movement Competence: <ul style="list-style-type: none"> <li>• <i>Skills and Concepts</i></li> <li>• <i>Strategies</i></li> </ul> <b>Social Studies Grades 5-6:</b> Heritage and Identity: First Nations and Europeans in New France and Early Canada <ul style="list-style-type: none"> <li>• <i>Understanding Context: Significant Characteristics and Interactions</i></li> <li>• <i>Understanding Context: The Development of Communities in Canada</i></li> </ul> <b>History Grades 7-8:</b> New France And British North America, 1713-1800 <i>Understanding Historical Context: Events and Their Consequences</i>	<b>Health and Physical Education:</b> Living Skills: <ul style="list-style-type: none"> <li>• <i>Personal Skill</i></li> </ul> Active Living <ul style="list-style-type: none"> <li>• <i>Active Participation</i></li> <li>• <i>Physical Fitness</i></li> <li>• <i>Safety</i></li> </ul> Movement Competence: <ul style="list-style-type: none"> <li>• <i>Skills and Concepts</i></li> <li>• <i>Strategies</i></li> </ul> <b>Arts</b> Understanding Culture: <i>Understanding cultural traditions and innovations</i>
<b>Quinzhee Building</b>	<b>Health and Physical Education</b> Active Living: <ul style="list-style-type: none"> <li>• <i>Active Participation</i></li> <li>• <i>Safety</i></li> <li>• <i>Physical Fitness</i></li> </ul> <b>Science Grade 5:</b> Understanding Structures and Mechanisms: Forces Acting on Structures and Mechanisms: <ul style="list-style-type: none"> <li>• <i>Relating Science and Technology to Society and the Environment</i></li> <li>• <i>Understanding Basic Concepts</i></li> </ul>	<b>Health and Physical Education:</b> Living Skills: <ul style="list-style-type: none"> <li>• <i>Personal Skill</i></li> <li>• <i>Interpersonal Skills</i></li> <li>• <i>Creative and Critical Thinking</i></li> </ul> Active Living <ul style="list-style-type: none"> <li>• <i>Active Participation</i></li> <li>• <i>Physical Fitness</i></li> <li>• <i>Safety</i></li> </ul> Movement Competence: <ul style="list-style-type: none"> <li>• <i>Skills and Concepts</i></li> <li>• <i>Strategies</i></li> </ul>
<b>Mattressing</b>	<b>Health and Physical Education</b> Active Living: <ul style="list-style-type: none"> <li>• <i>Active Participation</i></li> <li>• <i>Safety</i></li> <li>• <i>Physical Fitness</i></li> </ul> Movement Competence: <ul style="list-style-type: none"> <li>• <i>Skills and Concepts</i></li> </ul>	<b>Health and Physical Education:</b> Living Skills: <ul style="list-style-type: none"> <li>• <i>Personal Skill</i></li> </ul> Active Living <ul style="list-style-type: none"> <li>• <i>Active Participation</i></li> <li>• <i>Physical Fitness</i></li> <li>• <i>Safety</i></li> </ul> Movement Competence:





	<ul style="list-style-type: none"> <li>• <i>Strategies</i></li> </ul>	<ul style="list-style-type: none"> <li>• <i>Skills and Concepts</i></li> <li>• <i>Strategies</i></li> </ul>
<b>Blanket Toss</b>	<b>Health and Physical Education</b> Active Living: <ul style="list-style-type: none"> <li>• <i>Active Participation</i></li> <li>• <i>Safety</i></li> <li>• <i>Physical Fitness</i></li> </ul> Movement Competence: <ul style="list-style-type: none"> <li>• <i>Skills and Concepts</i></li> <li>• <i>Strategies</i></li> </ul> <b>Social Studies Grades 5-6:</b> Heritage and Identity: First Nations and Europeans in New France and Early Canada <ul style="list-style-type: none"> <li>• <i>Understanding Context: Significant Characteristics and Interactions</i></li> <li>• <i>Understanding Context: The Development of Communities in Canada</i></li> </ul> <b>History Grades 7-8:</b> New France And British North America, 1713-1800 <i>Understanding Historical Context: Events and Their Consequences</i>	<b>Health and Physical Education:</b> Living Skills: <ul style="list-style-type: none"> <li>• <i>Interpersonal Skills</i></li> <li>• <i>Creative and Critical Thinking</i></li> </ul> Active Living <ul style="list-style-type: none"> <li>• <i>Active Participation</i></li> <li>• <i>Physical Fitness</i></li> <li>• <i>Safety</i></li> </ul> Movement Competence: <ul style="list-style-type: none"> <li>• <i>Skills and Concepts</i></li> <li>• <i>Strategies</i></li> </ul> <b>Arts:</b> Understanding Culture: <i>Understanding cultural traditions and innovations</i>
<b>All-School Game</b>	<b>Health and Physical Education</b> Active Living: <ul style="list-style-type: none"> <li>• <i>Active Participation</i></li> <li>• <i>Safety</i></li> <li>• <i>Physical Fitness</i></li> </ul> Movement Competence: <ul style="list-style-type: none"> <li>• <i>Skills and Concepts</i></li> <li>• <i>Strategies</i></li> </ul> <b>Language:</b> Oral Communication: <ul style="list-style-type: none"> <li>• <i>Listening to Understand</i></li> <li>• <i>Speaking to Communicate</i></li> </ul>	<b>Health and Physical Education:</b> Living Skills: <ul style="list-style-type: none"> <li>• <i>Interpersonal Skills</i></li> <li>• <i>Creative and Critical Thinking</i></li> </ul> Active Living <ul style="list-style-type: none"> <li>• <i>Active Participation</i></li> <li>• <i>Physical Fitness</i></li> <li>• <i>Safety</i></li> </ul> Movement Competence: <ul style="list-style-type: none"> <li>• <i>Skills and Concepts</i></li> <li>• <i>Strategies</i></li> </ul>
<b>Orienteering</b>	<b>Health and Physical Education</b> Active Living: <ul style="list-style-type: none"> <li>• <i>Active Participation</i></li> <li>• <i>Safety</i></li> <li>• <i>Physical Fitness</i></li> </ul> Movement Competence: <ul style="list-style-type: none"> <li>• <i>Skills and Concepts</i></li> <li>• <i>Strategies</i></li> </ul> <b>Canadian and World Studies and Social Studies:</b> Geography: Appendix C: Understanding Map Elements <ul style="list-style-type: none"> <li>• <i>Spatial Skills</i></li> <li>• <i>Mathematical Literacy</i></li> <li>• <i>Direction</i></li> </ul>	<b>Health and Physical Education:</b> Living Skills: <ul style="list-style-type: none"> <li>• <i>Personal Skill</i></li> <li>• <i>Interpersonal Skills</i></li> <li>• <i>Creative and Critical Thinking</i></li> </ul> Active Living <ul style="list-style-type: none"> <li>• <i>Active Participation</i></li> <li>• <i>Physical Fitness</i></li> <li>• <i>Safety</i></li> </ul> Movement Competence: <ul style="list-style-type: none"> <li>• <i>Skills and Concepts</i></li> <li>• <i>Strategies</i></li> </ul> <b>Geography:</b> Appendix C: Understanding Map Elements <ul style="list-style-type: none"> <li>• <i>Spatial Skills</i></li> <li>• <i>Mathematical Literacy</i></li> <li>• <i>Direction</i></li> <li>• <i>Location</i></li> </ul>
<b>Group Games and Initiative Tasks</b>	<b>Health and Physical Education</b> Active Living: <ul style="list-style-type: none"> <li>• <i>Active Participation</i></li> <li>• <i>Safety</i></li> <li>• <i>Physical Fitness</i></li> </ul> Movement Competence:	<b>Health and Physical Education:</b> Living Skills: <ul style="list-style-type: none"> <li>• <i>Personal Skill</i></li> <li>• <i>Interpersonal Skills</i></li> <li>• <i>Creative and Critical Thinking</i></li> </ul> Active Living



	<ul style="list-style-type: none"> <li>• <i>Skills and Concepts</i></li> <li>• <i>Strategies</i></li> </ul> <p><b>Language:</b> Oral Communication:</p> <ul style="list-style-type: none"> <li>• <i>Listening to Understand</i></li> <li>• <i>Speaking to Communicate</i></li> </ul>	<ul style="list-style-type: none"> <li>• <i>Active Participation</i></li> <li>• <i>Physical Fitness</i></li> <li>• <i>Safety</i></li> </ul> <p>Movement Competence:</p> <ul style="list-style-type: none"> <li>• <i>Skills and Concepts</i></li> <li>• <i>Strategies</i></li> </ul> <p><b>Arts:</b> Developing Creativity:</p> <ul style="list-style-type: none"> <li>• <i>Using problem-solving skills</i></li> <li>• <i>Taking an innovative approach to a challenge</i></li> </ul> <p>Using The Creative Process</p> <ul style="list-style-type: none"> <li>• <i>Challenging and Inspiring</i></li> <li>• <i>Imagining and Generating</i></li> </ul> <p><b>English:</b> Oral Communication:</p> <ul style="list-style-type: none"> <li>• <i>Listening to Understand</i></li> <li>• <i>Speaking to Communicate</i></li> </ul>
<b>Broom Ball</b>	<p><b>Health and Physical Education</b> Active Living:</p> <ul style="list-style-type: none"> <li>• <i>Active Participation</i></li> <li>• <i>Safety</i></li> <li>• <i>Physical Fitness</i></li> </ul> <p>Movement Competence:</p> <ul style="list-style-type: none"> <li>• <i>Skills and Concepts</i></li> <li>• <i>Strategies</i></li> </ul>	<p><b>Health and Physical Education:</b> Living Skills:</p> <ul style="list-style-type: none"> <li>• <i>Personal Skill</i></li> <li>• <i>Interpersonal Skills</i></li> <li>• <i>Creative and Critical Thinking</i></li> </ul> <p>Active Living</p> <ul style="list-style-type: none"> <li>• <i>Active Participation</i></li> <li>• <i>Physical Fitness</i></li> <li>• <i>Safety</i></li> </ul> <p>Movement Competence:</p> <ul style="list-style-type: none"> <li>• <i>Skills and Concepts</i></li> <li>• <i>Strategies</i></li> </ul>

